

Format of Holding of Specified securities.

1.	Name of Listed Entity:ITD CEMENTATION INDIA LIMITED	ITD CEMENT
2.	Scrip Code/Name of Scrip/Class of Security:	509496,ITDC
3.	Share Holding Pattern Filed under: Reg. 31(1)(a)/Reg.31(1)(b)/Reg.31(1)(c)	
	a. if under 31(1)(b) then indicate the report for quarter ending	31-03-18
	b. if under 31(1)(c) then indicate date of allotment/extinguishment	N.A.
4.	Declaration : The Listed entity is required to submit the following declaration to the extent of submission of information:	
	Particulars	YES* NO*
a	Whether the Listed Entity has issued any partly paid up shares	NO
b	Whether the Listed Entity has issued any Convertible Securities or Warrants?	NO
c	Whether the Listed Entity has any shares against which depository receipts are issued?	NO
d	Whether the Listed Entity has any shares in locked-in?	NO
e	Whether any shares held by promoters are pledge or otherwise encumbered?	NO

*if the Listed Entity selects the option 'NO' for the questions above, the columns for the partly paid up shares, Outstanding Convertible Securities/Warrants, depository receipts, locked-in shares, No of shares pledged or otherwise encumbered by promoters, as applicable, shall not be displayed at the time of dissemination on the Stock Exchange website. Also wherever there is 'No' declared by Listed entity in above table the values will be considered as 'Zero' by default on submission of the format of holding of specified securities.

5 The tabular format for disclosure of holding of specified securities is as follows:



Table I - Summary Statement holding of specified securities

Category	Category of Shareholders	No of Shareholders	No of fully paid up equity shares held	No of Partly paid-up equity shares held	No of Shares Underlying Depository Receipts	Total No of Shares Held (VII) = (IV)+(V)+(VI)	Shareholding as a % of total no of shares (As a % of (A+B+C2))	Number of Voting Rights held in each class of securities				No of Shares Underlying Outstanding convertible securities (Including Warrants)	Shareholding as a % assuming full conversion of convertible Securities (as a percentage of diluted share capital)	Number of Locked in Shares		Number of Shares pledged or otherwise		Number of equity shares held in dematerialized form
								No of Voting Rights			Total as a % of (A+B+C)			No.	As a % of total Shares held	No.	As a % of total Shares held	
								Class X	Class Y	Total								
(I)	(II)	(III)	(IV)	(V)	(VI)	(VII)	(VIII)	(IX)				(X)	(XI)	(XII)		(XIII)		(XIV)
(A)	Promoter & Promoter Group	1	80113180	0	0	80113180	46.64	80113180	0	80113180	46.64	0	46.64	0	0.00	0	0.00	80113180
(B)	Public	31192	91674404	0	0	91674404	53.36	91674404	0	91674404	53.36	0	53.36	0	0.00	NA	NA	90634269
(C)	Non Promoter-Non Public																	
(C1)	Shares underlying DRs	0	0	0	0	0	NA	0	0	0	0.00	0	NA	0	0.00	NA	NA	0
(C2)	Shares held by Employees Trusts	0	0	0	0	0	0.00	0	0	0	0.00	0	0.00	0	0.00	NA	NA	0
	Total:	31193	171787584	0	0	171787584	100.00	171787584	0	171787584	100.00	0	100.00	0	0.00	0	0.00	170747449




Table II - Statement showing shareholding pattern of the Promoter and Promoter Group

Category	Category & Name of the Shareholder	PAN	No of Shareholders	No of fully paid up equity shares held	No of Partly paid-up equity shares held	No of Shares Underlying Depository Receipts	Total No of Shares Held (IV+V+VI)	Shareholding as a % of total no of shares (calculated as per SCRR, 1957 (VIII) As a % of (A+B+C2)	Number of Voting Rights held in each class of securities				No of Shares Underlying convertible securities (Including Warrants)	Shareholding as a % assuming full conversion of convertible Securities (as a percentage of diluted share capital) (VII)+(X) As	Number of Locked in Shares		Number of Shares pledged or otherwise		Number of equity shares held in dematerialized form
									No of Voting Rights			Total as a % of (A+B+C)			No.	As a % of total Shares held	No.	As a % of total Shares held	
									Class X	Class Y	Total								
(I)	(II)	(III)	(IV)	(V)	(VI)	(VII)	(VIII)	(IX)				(X)	(XI)	(XII)		(XIII)		(XIV)	
(1)	Indian																		
(a)	Individuals/Hindu undivided Family		0	0	0	0	0	0.00	0	0	0	0.00	0	0.00	0	0.00	0	0.00	0
(b)	Central Government/State Government(s)		0	0	0	0	0	0.00	0	0	0	0.00	0	0.00	0	0.00	0	0.00	0
(c)	Financial Institutions/Banks		0	0	0	0	0	0.00	0	0	0	0.00	0	0.00	0	0.00	0	0.00	0
(d)	Any Other		0	0	0	0	0	0.00	0	0	0	0.00	0	0.00	0	0.00	0	0.00	0
	Sub-Total (A)(1)		0	0	0	0	0	0.00	0	0	0	0.00	0	0.00	0	0.00	0	0.00	0
(2)	Foreign																		
(a)	Individuals (Non-Resident Individuals/Foreign Individuals		0	0	0	0	0	0.00	0	0	0	0.00	0	0.00	0	0.00	0	0.00	0
(b)	Government		0	0	0	0	0	0.00	0	0	0	0.00	0	0.00	0	0.00	0	0.00	0
(c)	Institutions		0	0	0	0	0	0.00	0	0	0	0.00	0	0.00	0	0.00	0	0.00	0
(d)	Foreign Portfolio Investor		0	0	0	0	0	0.00	0	0	0	0.00	0	0.00	0	0.00	0	0.00	0
(e)	Any Other		1	80113180	0	0	80113180	46.64	80113180	0	80113180	46.64	0	46.64	0	0.00	0	0.00	80113180
	ITALIAN THAI DEVELOPMENT PUBLIC COMPANY LIMITED	AABCI2013D	1	80113180	0	0	80113180	46.64	80113180	0	80113180	46.64	0	46.64	0	0.00	0	0.00	80113180
	Sub-Total (A)(2)		1	80113180	0	0	80113180	46.64	80113180	0	80113180	46.64	0	46.64	0	0.00	0	0.00	80113180
	Total Shareholding of Promoter and Promoter Group		1	80113180	0	0	80113180	46.64	80113180	0	80113180	46.64	0	46.64	0	0.00	0	0.00	80113180

fn





Table III - Statement showing shareholding pattern of the Public shareholder

Category	Category & Name of the Shareholder	PAN	No of Shareholders	No of fully paid up equity shares held	No of Partly paid-up equity shares held	No of Shares Underlying Depository Receipts	Total No of Shares Held (IV+V+VI)	Shareholding as a % of total no of shares (A+B+C 2)	Number of Voting Rights held in each class of securities				No of Shares Underlying Outstanding convertible securities (Including Warrants)	Shareholding as a % assuming full conversion of convertible Securities (as a percentage of diluted share capital)	Number of Locked in Shares		Number of Shares pledged		Number of equity shares held in dematerialized form
									No of Voting Rights			Total as a % of (A+B+C)			No.	As a % of total Shares held	No.	As a % of total Shares held	
									Class X	Class Y	Total								
	(I)	(II)	(III)	(IV)	(V)	(VI)	(VII)	(VIII)	(IX)				(X)	(XI)	(XII)		(XIII)		(XIV)
(1)	Institutions																		
(a)	Mutual Funds		20	50085511	0	0	50085511	29.16	50085511	0	50085511	29.16	0	29.16	0	0.00	NA	NA	50084511
	HDFC TRUSTEE COMPANY LTD HDFC MF MONTHLY INCOME PLAN LONG TERM PLAN	AAATH1809A	2	5645800	0	0	5645800	3.29	5645800	0	5645800	3.29	0	3.29	0	0.00	NA	NA	5645800
	RELIANCE CAPITAL TRUSTEE CO LTD-A/C RELIANCE CAPITAL BUILDER FUND - 4 - SR B	AAATR0090B	2	16554505	0	0	16554505	9.64	16554505	0	16554505	9.64	0	9.64	0	0.00	NA	NA	16554505
	SUNDARAM MUTUAL FUND A/C SUNDARAM SELECT MICRO CAP-SERIES - XVII	AAATS2554B	2	3455368	0	0	3455368	2.01	3455368	0	3455368	2.01	0	2.01	0	0.00	NA	NA	3455368
	FRANKLIN TEMPLETON MUTUAL FUND A/C FRANKLIN BUILD	AAATT4931H	1	5760000	0	0	5760000	3.35	5760000	0	5760000	3.35	0	3.35	0	0.00	NA	NA	5760000
	UTI-MNC FUND	AAATU1088L	1	5739430	0	0	5739430	3.34	5739430	0	5739430	3.34	0	3.34	0	0.00	NA	NA	5739430
	SBI RESURGENT INDIA OPPORTUNITIES SCHEME	AABTS6407Q	2	5634784	0	0	5634784	3.28	5634784	0	5634784	3.28	0	3.28	0	0.00	NA	NA	5634784
	IDFC DYNAMIC EQUITY FUND	AAETS9556K	2	5088485	0	0	5088485	2.96	5088485	0	5088485	2.96	0	2.96	0	0.00	NA	NA	5088485
(b)	Venture Capital Funds		0	0	0	0	0	0.00	0	0	0	0.00	0	0.00	0	0.00	NA	NA	



(c)	Alternate Investment Funds		0	0	0	0	0	0.00	0	0	0	0.00	0	0.00	0	0.00	NA	NA	0
(d)	Foreign Venture Capital Investors		0	0	0	0	0	0.00	0	0	0	0.00	0	0.00	0	0.00	NA	NA	0
(e)	Foreign Portfolio Investors		24	5114160	0	0	5114160	2.98	5114160	0	5114160	2.98	0	2.98	0	0.00	NA	NA	5114160
	EASTSPRING INVESTMENTS INDIA INFRASTRUCTURE EQUITYOPEN LIMITED	AAECP0236A	1	1989702	0	0	1989702	1.16	1989702	0	1989702	1.16	0	1.16	0	0.00	NA	NA	1989702
(f)	Financial Institutions/Banks		6	156952	0	0	156952	0.09	156952	0	156952	0.09	0	0.09	0	0.00	NA	NA	156452
(g)	Insurance Companies		0	0	0	0	0	0.00	0	0	0	0.00	0	0.00	0	0.00	NA	NA	0
(h)	Provident Funds/Pension Funds		0	0	0	0	0	0.00	0	0	0	0.00	0	0.00	0	0.00	NA	NA	0
(i)	Any Other																		
	Sub Total (B)(1)		50	55356623	0	0	55356623	32.22	55356623	0	55356623	32.22	0	32.22	0	0.00	NA	NA	55355123
(2)	Central Government/State Government(s)/President of India		0	0	0	0	0	0.00	0	0	0	0.00	0	0.00	0	0.00	NA	NA	0
	Sub Total (B)(2)		0	0	0	0	0	0.00	0	0	0	0.00	0	0.00	0	0.00	NA	NA	0
(3)	Non-Institutions																		
(a)	i.Individual shareholders holding nominal share capital up to Rs.2 lakhs		29569	23152475	0	0	23152475	13.48	23152475	0	23152475	13.48	0	13.48		0.00	NA	NA	22138070
	ii.Individual shareholders holding nominal share capital in excess of Rs. 2 Lakhs		4	5370020	0	0	5370020	3.13	5370020	0	5370020	3.13	0	3.13		0.00	NA	NA	5370020
	HITESH RAMJI JAVERI	AABPJ4691H	1	4000020	0	0	4000020	2.33	4000020	0	4000020	2.33	0	2.33	0	0.00	NA	NA	4000020
(b)	NBFCs Registered with RBI		4	2350	0	0	2350	0.00	2350	0	2350	0.00	0	0.00	0	0.00	NA	NA	2350



(c)	Employee Trusts		0	0	0	0	0	0.00	0	0	0	0.00	0	0.00	0	0.00	NA	NA	0
(d)	Overseas Depositories (Holding DRs)(Balancing figure)		0	0	0	0	0	0.00	0	0	0	0.00	0	0.00	0	0.00	NA	NA	0
(e)	Any Other																		
	TRUSTS		6	6780	0	0	6780	0.00	6780	0	6780	0.00	0	0.00	0	0.00	NA	NA	6780
	ALTERNATIVE INVESTMENT FUND		2	854136	0	0	854136	0.50	854136	0	854136	0.50	0	0.50	0	0.00	NA	NA	854136
	NON RESIDENT INDIANS		642	741598	0	0	741598	0.43	741598	0	741598	0.43	0	0.43	0	0.00	NA	NA	740098
	CLEARING MEMBERS		47	62419	0	0	62419	0.04	62419	0	62419	0.04	0	0.04	0	0.00	NA	NA	62419
	NON RESIDENT INDIAN NON REPATRIABLE		228	227525	0	0	227525	0.13	227525	0	227525	0.13	0	0.13	0	0.00	NA	NA	227525
	BODIES CORPORATES		639	5606918	0	0	5606918	3.26	5606918	0	5606918	3.26	0	3.26	0	0.00	NA	NA	5584188
	PARAM CAPITAL RESEARCH PRIVATE LIMITED	AAACP5047P	1	2000000	0	0	2000000	1.16	2000000	0	2000000	1.16	0	1.16	0	0.00	NA	NA	2000000
	ADITYA BIRLA SUN LIFE INSURANCE COMPANY LIMITED	AABCB4623J	1	1812969	0	0	1812969	1.06	1812969	0	1812969	1.06	0	1.06	0	0.00	NA	NA	1812969
	I E P F		1	293560	0	0	293560	0.17	293560	0	293560	0.17	0	0.17	0	0.00	NA	NA	293560
	Sub Total (B)(3)		31142	36317781	0	0	36317781	21.14	36317781	0	36317781	21.14	0	21.14	0	0.00			35279146
	Total Public Shareholding (B) = (B)(1)+(B)(2)+(B)(3)		31192	91674404	0	0	91674404	53.36	91674404	0	91674404	53.36	0	53.36	0	0.00			90634269



Table IV - Statement showing shareholding pattern of the Non Promoter - Non Public Shareholder

Category	Category & Name of the Shareholder	PAN	No of Shareholders	No of fully paid up equity shares held	No of Partly paid-up equity shares held	No of Shares Underlying Depository Receipts	Total No of Shares Held (IV+V+VI)	Shareholding as a % of total no of shares (A+B+C 2)	Number of Voting Rights held in each class of securities				No of Shares Underlying Outstanding convertible securities (Including Warrants)	Shareholding as a % assuming full conversion of convertible Securities (as a percentage of diluted share)	Number of Locked in Shares		Number of Shares pledged or		Number of equity shares held in dematerialized form
									No of Voting Rights			Total as a % of (A+B+C)			No.	As a % of total Shares held	No.	As a % of total Shares held	
									Class X	Class Y	Total								
	(I)	(II)	(III)	(IV)	(V)	(VI)	(VII)	(VIII)	(IX)				(X)	(XI)	(XII)		(XIII)		(XIV)
(1)	Custodian/DR Holder		0	0	0	0	0	0.00	0	0	0	0.00	0	0.00	0	0.00	NA	NA	0
(2)	Employee Benefit Trust (under SEBI(Share based Employee Benefit) Regulations 2014)		0	0	0	0	0	0.00	0	0	0	0.00	0	0.00	0	0.00	NA	NA	0
	Total Non-Promoter-Non Public Shareholders		0	0	0	0	0	0.00	0	0	0	0.00	0	0.00	0	0.00			0



Table-III A Person in Concert

Details of the shareholders acting as persons in Concert including their Shareholding:			
Name of Shareholder	Name of PAC	No of shares	Holding%
Nil		0	0
Total:		0	0

Table-III B Unclaimed Details

Details of Shares which remain unclaimed may be given hear along with details such as	
No of Shareholders	No of shares
Nil	0
Total	0

